



Community of European Railway
and Infrastructure Companies



CER at a glance

CER is the Community of European Railway and Infrastructure Companies.

CER

Founded in

1988


Based in

Brussels

Has a team of

20+

employees from
across Europe



WHO WE WORK WITH

More than

70

members
and partners



Other
organisations
including

AAR, CIT, EIB, EIM,
ERFA, ETF, OTIF,
OSJD, RNE, UIC, UIP,
UIRR, UITP, UNECE,
UNIDROIT, UNIFE,
and World Bank

European institutions

Council of the EU, European Commission,
European Parliament, European Railway Agency (ERA)

INFRASTRUCTURE

Modern, efficient and reliable infrastructure is the backbone of the European economy. The rail network in Europe enables the transport of passengers and goods across member states with high efficiency and low emissions.

160 000 km


of railway lines are managed by CER member companies. This is equivalent to travelling around the Earth four times.

>90%

of Europe's passenger trains are on time.

>50%

of railway lines in Europe are electrified.



ECONOMIC FOOTPRINT

Rail is an essential component of the transport system, and transport is an essential function of any modern economy.

1.3M

jobs are directly created by CER members. This equals 0.6% of the EU's working population.

74.7bn €

The rail sector's turnover in 2012

861

Total number of enterprises in rail across Europe

PASSENGER TRANSPORT

Passengers are at the heart of the European railway business. From long-distance high speed trains to local and regional trains, the railways have something to offer to each customer.

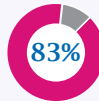
8.64bn




passengers were carried by the EU rail sector in 2013 – more than there are people living in the world.



80% of the modal split is obtained by high speed trains in relation to air transport when travel time by train is less than 2.5 hours.



More than eight out of ten Europeans live **within 30 minutes** of a railway station.



INTEROPERABILITY AND SAFETY

Interoperability and safety enhance and ensure the seamless and safe circulation of passengers and goods on railway vehicles across the European Union and even beyond its borders.

Rail is the safest mode of land transport

Fatalities per billion passenger kilometres, 2008-2010:



Authorisation costs for locomotives (M€/year)





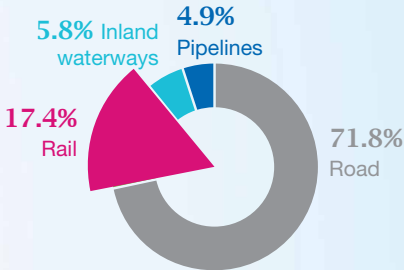
FREIGHT TRANSPORT

Rail freight is particularly well placed to reduce Europe's dependence on imported fuels, due to its high energy efficiency and major reliance on electric energy. Rail freight can support Europe's competitiveness if the right framework conditions are set in place.

1584M

tonnes of cargo were transported by CER members in 2013 — more than 150 000 times the weight of the Eiffel tower.

17.4% of inland freight is transported by rail in the EU



Main goods transported by rail



25.9%
Metals, mineral & mining products



25%
Fossil fuels



8.3%
Chemical products and nuclear fuel



19.4%
Containers

ENVIRONMENT

Rail contributes to reducing the transport users' environmental burden to society with its exceptionally low total external costs.

Travelling by rail is less CO₂ intensive compared to road or air transport

Specific CO₂ emissions per passenger-km and per mode of transport in Europe, 1995-2011:



Rail: 40 gCO₂



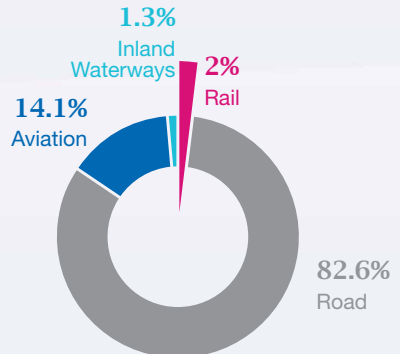
Road: 100 gCO₂



Air: 112 gCO₂

Rail only accounts for 2% of total energy consumption in transport


although it carries 17.4% of inland freight and 6.2% of passengers in Europe





Community of European Railway
and Infrastructure Companies

Avenue des Arts 53
1000 Brussels
T: +32 2 213 08 75

contact@cer.be
www.cer.be
 @CER_railways

Data is sourced from CER statistics, UIC, EEA, the European Railway Agency, the European Commission statistical pocketbook 2013 "EU Transport in Figures", Eurostat energy statistics and Eurostat transport statistics.

Photos kindly provided by CER members and Fotolia.com.

Disclaimer: CER, nor any person acting on its behalf, may be responsible for the use to which information contained in this publication may be put, nor for any errors which may appear despite careful preparation and checking. Reproduction is authorised, provided the source is acknowledged.

CER membership

CER represents more than 70 members and partners.

CER MEMBERS REPRESENT

61%


of the European rail network length

84%

of the European rail freight business

99%

of rail passenger operations in Europe



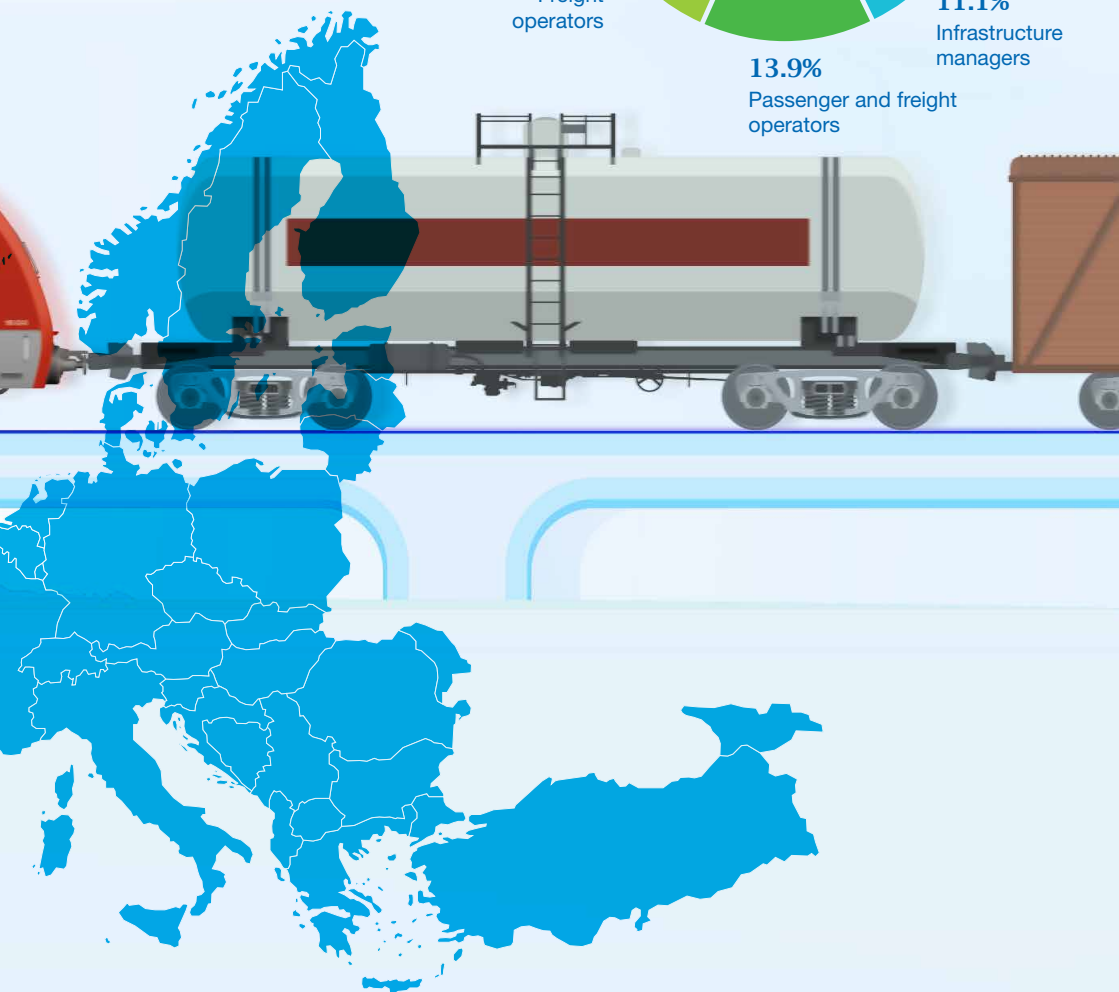
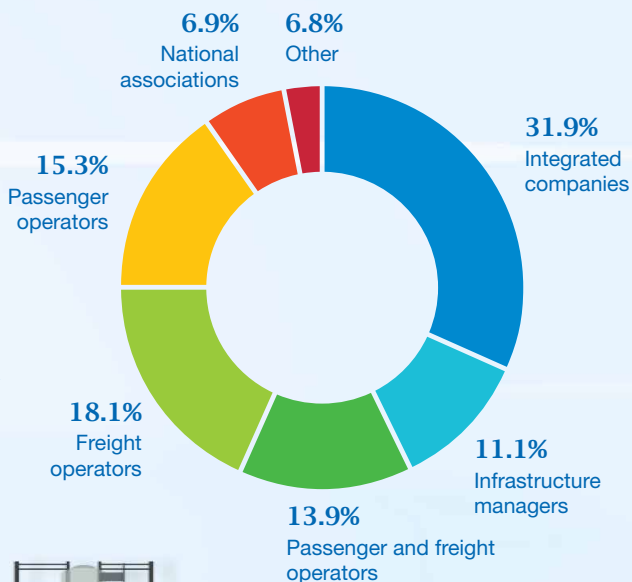
CER MEMBERS COME FROM

EU-28, Norway, Switzerland, Moldova, EU candidate countries (Macedonia, Montenegro, Serbia, Turkey), and Western Balkan countries. CER also has partners in Japan and Georgia.



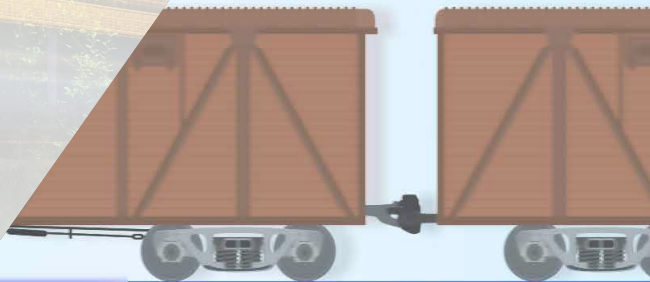
CER HAS A DIVERSITY OF MEMBERS

ranging from long-established bodies to new entrants and both private and public-sector organisations.



The Voice of European Railways

CER MEMBER



ERS

